

# BAU

## NEW PRODUCTS AND FEATURES

# 2023



Please see [www.hoermann.de/en/innovations](http://www.hoermann.de/en/innovations)  
for more information

**HÖRMANN**

# We think green.


Hörmann leads by example: We use green electricity to cover 100% of our electricity requirements at all European production sites. Together with an intelligent and certified energy management system, the use of recycled paper, the saving and upcycling of packaging and the recycling of reusable materials, more than 75000 tons of CO<sub>2</sub> are saved each year. In addition, we offset the remaining emissions for the production of our products for residential construction as standard by promoting renewable energy, forest protection and reforestation projects in cooperation with ClimatePartner.



You can find all information and many videos at [www.hormann.co.uk/company/environment](http://www.hormann.co.uk/company/environment)

Only from Hörmann

**WE ACT GREEN.** The basis for our climate protection strategy is the annual calculation of the CO<sub>2</sub> balance of our sites including the products manufactured there. Furthermore, we have been reducing our emissions wherever possible for years. This means we are taking various steps, big and small, to reduce our carbon footprint. We also compensate for the remaining CO<sub>2</sub> emissions by climate protection projects. This makes us the first and only construction component manufacturer to offer CO<sub>2</sub>-neutral garage doors, entrance doors and residential internal doors.



# As standard

For all garage doors, operators, entrance doors, residential internal doors, steel frames, steel doors for residential construction as well as storage space systems




**ClimatePartner**  
certified product  
[climate-id.com/XNEBKC](https://climate-id.com/XNEBKC)



CO<sub>2</sub>  
measure  
reduce  
contribute





GARAGE DOORS, OPERATORS  
ENTRANCE DOORS  
RESIDENTIAL INTERNAL DOORS  
STEEL DOORS\*, STEEL FRAMES  
STORAGE SPACE SYSTEMS


CO<sub>2</sub> neutral  
as standard

\* for residential construction

# Sectional garage doors

Modern, naturally matching

---





Available from 01.06.2023

## DURAGRAIN DECORS WITH A MATCHING LOOK

Elegant combination – modern door appearances  
and aluminium entrance doors

- Five exclusive decors for demanding design requirements
- Aluminium entrance door ThermoSafe Decoral with a matching look
- Long-lasting beautiful door appearance thanks to Duragrain final coating
- Available for sectional garage doors LPU 42 with L-ribbing



**Duragrain**

Extremely scratch-resistant




**Matching**

with ThermoSafe Decoral entrance doors



- 1 Cement
- 2 Rusty Patina
- 3 Barnwood
- 4 Barnwood grey
- 5 Wild Oak



For all new products and features and further information, see the “Entrance door and garage door with a matching look” brochure.

# Sectional garage doors

Individual, exclusive, harmonious

---



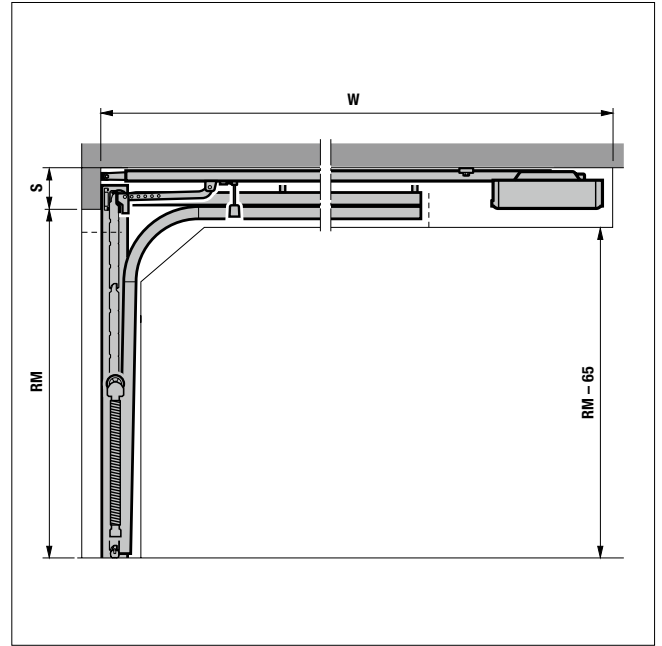
Available from 01.06.2023

## MATCHING DURAGRAIN DECORS DOWN TO THE SMALLEST DETAIL

Overall harmonious appearance thanks to decor printing

- Fascia panel **1** as standard on the door section decor
- Optional matching frame covering **2** or fascia frame set
- Available for sectional garage doors LPU 42 with L-ribbing and Duragrain surface





Available from 01.06.2023

## DOORS WITH WICKET DOOR AND TENSION SPRING ASSEMBLY

Convenient passage

even in tight spaces when modernising

- Low required headroom (S) of only 115 instead of 210 mm with track application N
- Less distance back (W) than track application L without operator
- Central arrangement of the wicket door
- Available for sectional garage doors LPU 42 up to 3000 mm door width with 85 mm high threshold or up to 2500 mm door width with trip-free threshold

# Sectional garage doors

Practical, convenient, protected

---



Available from 01.06.2023

## LPU 42 PREMIUMPLUS

All-round protection to minimize corrosion in coastal climates

- Panel exterior with final coating with painted cut edges
- Painted door hardware, tracks and connection rails in Grey white RAL 9002
- Ribbing infill profiles for improved sealing at section transitions and in ribbing area (for S-, M- and D-ribbing)
- Available for all sectional garage doors LPU 42 with Woodgrain, Slategrain or Silkgrain surface finishes



**Available from 01.10.2023**

## **ART 42 VITRAPLAN**

**Engaging mix of transparency and reflection**

- Surface-mounted flush-fitting glazing in grey
- Concealed frame profiles with matching colour in Jet black RAL 9005
- Door leaf reinforcements and hinges in Jet black RAL 9005
- Exclusive door appearance for modern residential buildings
- Available up to 4000 mm door width

# Side sliding sectional doors

Convenient, simple, transparent



Available from 01.06.2023

## DOORS WITH WICKET DOOR

Freely selectable convenient passage

- Freely selectable door position (with the exception of the two outer sections on the closing or curve side)
- Optionally opening inwards or outwards
- Identical construction to wicket doors on sectional garage doors with the same fittings and equipment (multi-point locking not possible)
- Only 60 mm high thresholds
- For all side sliding sectional doors HST 42

Available from 01.06.2023

## ALUMINIUM FRAME

Fast and easy fitting not only for renovations

- Reinforced construction for fitting on uneven walls
- Corrosion-resistant due to anodised aluminium
- Complete pre-assembly of the frame before alignment and fastening to the garage wall
- Optionally for all side sliding sectional doors HST 42 / HART 42



Available from 01.10.2023


## ALUMINIUM FRAME DOOR HART 42

For more light and better ventilation in the garage

- 12 infill variants with glazings, mesh, grille or panels
- Even distribution of the door infills
- Available only with operator

### Infill variants

- 1 Polycarbonate double pane, clear
- 2 Synthetic double pane, clear
- 3 Synthetic double pane, white tinted (opal / clear)
- 4 Synthetic double pane, crystal structure
- 5 Multiple-moulded pane
- 6 Synthetic double pane, grey tinted
- 7 PU sandwich infill, smooth
- 8 PU sandwich infill, Stucco
- 9 Perforated stainless steel sheet
- 10 Stainless steel expanded mesh
- 11 Crimped mesh
- 12 Welded grille



# Door operators and Smart Home systems

Smart, convenient, robust



Available from 01.06.2023

## WIFI GATEWAY

“Hey Siri, open my door”

- Smart voice control of door operators, e.g. from the car
- Connection to Apple Home as well as Amazon Alexa and Google Home via the Hörmann Cloud “Connecting-Doors” (Amazon Skill / Google Action “Hörmann Door” is required)
- Connection to the HCP bus of compatible garage door operators, entrance gate operators and industrial door controls



Available from 01.06.2023

## LOXONE GATEWAY

Building automation in residential and commercial buildings

- Operation via LoXone app
- Connection to the HCP bus of compatible garage door operators, entrance gate operators and industrial door controls



**LOXONE**



Available from 01.06.2023

## HAND TRANSMITTER HSI 3 BS

Ideal for gardening, on the bike or motorbike tour

- Rubberised surface with large buttons for easy operation even with gloves on
- 3 button functions for door operators and door locks
- Robust and weather-resistant
- Always on hand thanks to belt clip and lanyard



Available from autumn 2023

## GARDEN BOX

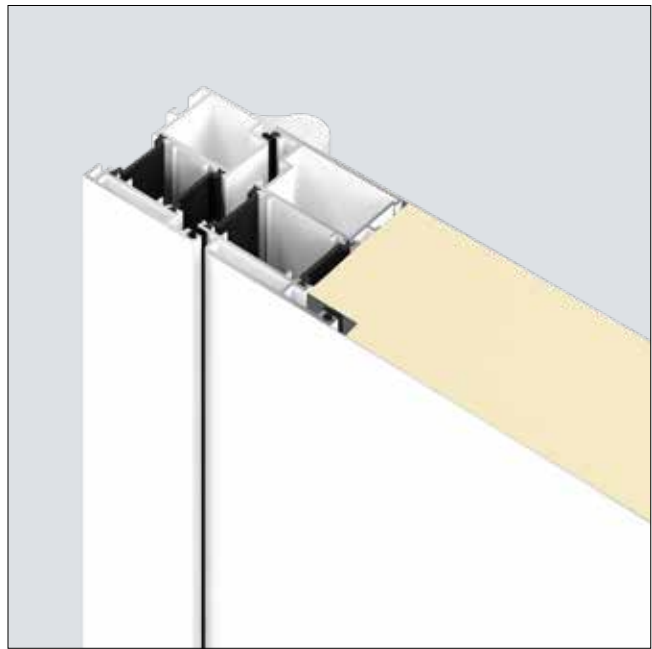
Safe storage for cushions, toys and garden utensils

- Robust design with high-quality coating
- Two exterior colours at the same price: RAL 9007 (Grey aluminium) and RAL 7016 (Anthracite)
- Convenient opening thanks to standard gas spring
- Two-point locking with metal fittings and cylinder lock integrated in the cover for safe storage

**Only from Hörmann**  
Cylinder lock integrated in the cover

# Aluminium entrance doors

Elegant, safe, high quality



Available from 01.06.2023

## DOUBLE-LEAF ENTRANCE DOOR TOPCOMFORT PORTAL

More clear passage width for representative entrance portals

- Aluminium frame construction with internal PU foam filling and very good thermal insulation ( $U_D$ -value of up to approx.  $1.2 \text{ W}/(\text{m}^2 \cdot \text{K})$ )
- Elegant door appearance due to aluminium sheets overlapping the leaf on the exterior and interior
- Flush-fitting transition between the traffic leaf and the fixed leaf
- Door size up to 2600 mm width and 2500 mm height
- Available in 7 door styles, 23 preferred colours, with individual handles and glazings





Available from 01.06.2023

### PROTECTIVE LEVER HANDLE

Prevents door opening by pets

- Door opening only after approx. 87° instead of after 25° as with conventional lever handles
- No locking of the door required
- Comfort functions such as electric strike, code switch or finger-scan stay the same
- Available for all aluminium entrance doors ThermoSafe, ThermoSafe Hybrid, ThermoPlan Hybrid, ThermoCarbon



Available from 01.09.2023

### FITTING GROOVE FOR INVISIBLE SCREWING

Premium appearance down to the smallest detail

- Beautiful profile view in the rebate area without visible screw heads
- High ease of fitting due to larger selection of screws
- Inconspicuous addition of on-site holes to the factory fastening holes possible
- As standard for all single-leaf entrance doors ThermoSafe, ThermoSafe Hybrid and ThermoPlan Hybrid without side elements



# Steel / aluminium entrance doors

Elegant, transparent, straight-lined



Available from 01.12.2023

## DOUBLE-LEAF ENTRANCE DOOR THERMO65

Even more clear passage width for prams,  
wheelchairs and the like

- Excellent thermal insulation with a  $U_D$ -value of up to approx.  $1.1 \text{ W}/(\text{m}^2 \cdot \text{K})$
- Flush-fitting transition between the traffic leaf and the fixed leaf
- Door height up to 2250 mm
- Available for all Thermo65 styles <sup>1)</sup>

<sup>1)</sup> Except styles 100, 410 S, 430 E

Available from 01.06.2023

## ENTRANCE DOOR THERMO65, STYLE 630 S

For bright hallways and entrance areas

- Excellent thermal insulation with a  $U_D$ -value of up to approx.  $1.1 \text{ W}/(\text{m}^2 \cdot \text{K})$
- Large, frameless glazing cut-out
- Satinato glazing
- Stainless steel handle HB 38-2



Available from 01.06.2023

### STAINLESS STEEL EXTERIOR HANDLE HB 739

Elegant and pleasant look and feel

- Brushed stainless steel
- Handle length 1703 mm
- Straight-lined design thanks to rectangular handle front panel
- Comfortable surface thanks to rounded rear side of the handle
- Available for Thermo65, styles THP010, 600, 700, 750, 800

Available from 01.06.2023

### WALKWAY DOOR, STYLE 610 S

More light in flats in buildings with walkways

- Excellent acoustic insulation up to 42 dB
- Excellent thermal insulation with a  $U_D$ -value of up to approx.  $1.1 \text{ W}/(\text{m}^2 \cdot \text{K})$
- Optional RC2 security features
- Frameless glazing cut-out
- Satinato glazing
- Optionally with side element (acoustic insulation up to 37 dB)

# Steel doors

Practical, functional, combined



Available from 01.12.2023

## DOUBLE-LEAF MULTI-PURPOSE DOOR MZ THERMO65

More clear passage width

for workshops and hobby rooms

- Flush-fitting transition between the traffic leaf and the fixed leaf without visible centre rail
- Integrated locking in the fixed leaf
- Door leaf and frame with thermal break to prevent condensation forming in heated rooms
- High thermal insulation with a  $U_D$ -value of up to approx.  $0.88 \text{ W}/(\text{m}^2 \cdot \text{K})$
- Available for three styles

1 THP 011

2 THP 021S

3 THP 051S



Available from 01.06.2023

### **FIRE-RATED DOOR FS THERMO65, STYLE 610 S**

More light and reduced risk  
of condensation forming

- Fire-retarding EI<sub>2</sub>30
- Excellent thermal insulation with a U<sub>D</sub>-value of up to approx. 1.1 W/(m<sup>2</sup>·K)
- Frameless glazing cut-out
- Clear glass or Satinato glazing
- Overhead door closer



Available from 01.06.2023

### **DOUBLE-LEAF INTERNAL DOOR ZK**

Elegant door appearance  
with more clear passage width

- Flush-fitting transition between the traffic leaf and the fixed leaf without visible centre rail
- Integrated locking in the fixed leaf
- Available in eleven preferred colours and six decors



# Frames

Simple, fast, functional



Available from 01.06.2023

## UNIVERSAL ADAPTER VARIOFIX

Environmentally friendly fitting without fitting foam

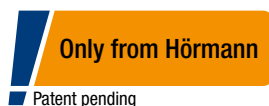
- Door leaf weights up to 80 kg (up to 120 kg with additional fitting foam)
- 3 to 6 door frame holes in the groove
- Optionally: Sound-absorbing strips (glued at the factory)
- For all wall types
- Available for steel case frame VarioFix for rebated and flush door leaves

Available from 01.06.2023

## BLOCK FRAME E50

Convenient through-plug fitting due to grouting lug

- 1-part block frame with fixed reveal dimension of 50 mm
- Fitting in the reveal
- For all wall types for screwing
- Available for rebated or flush door leaves



Patent pending




Available from 01.06.2023

## ZEROLINE FRAME

Clear design for modern living space concepts

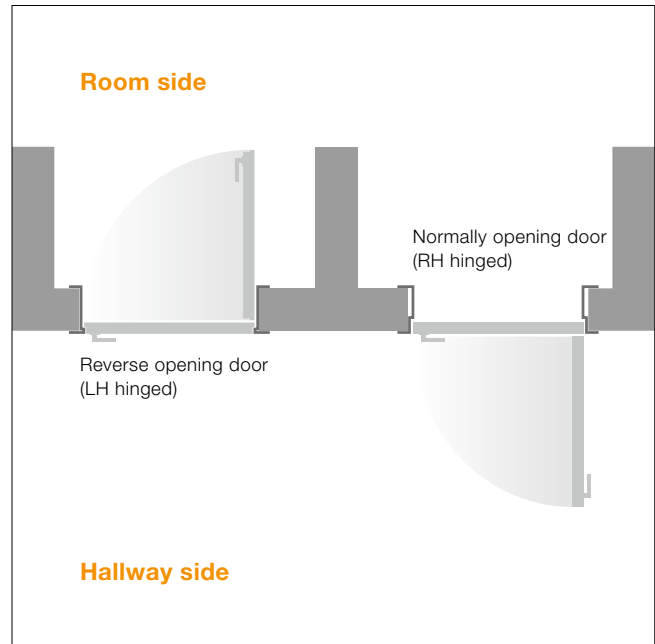
- Almost invisible frame face (approx. 2 mm) in anodised aluminium for a minimalist door appearance
- Flush-fitting design with concealed hinges
- Optimum wall connection with additional flexible fabric to prevent cracking in the plaster
- Available for flush timber doors with brilliant real lacquer surface finish or natural real wood veneer surface as well as reverse opening door



For all new products and features and further information, see the “Residential internal doors” brochure.

# Residential internal doors

Elegant, minimalist, opaque



Available from 01.06.2023

## REVERSE OPENING DOORS

Matching door appearance on the hallway side

- Door opening through the frame
- Elegant flush-fitting transition between the door leaf and the frame
- Minimalist door appearance with concealed hinges
- Available as flush-fitting timber door “Reverse” with brilliant real lacquer surface finish



For all new products and features and further information, see the “Residential internal doors” brochure.





Available from 01.06.2023

### 90° DOOR FRAME

Straight-lined door appearance

- Vertical edges of the frame cladding instead of mitre cut
- Harmonious overall appearance in combination with classic door styles
- Stainless steel cover plate
- Available for flush and rebated timber doors with brilliant real lacquer surface finish



Available from 01.06.2023

### LIGHT-PROOF WHITE FRAME SEAL

No disturbing light from the adjacent room

- No visible light gap with flush-closing doors
- Optional equipment for on-site fitting
- Available for all timber doors

 Only from Hörmann  
Patent pending

# Residential internal doors

Safe, naturally matching



Available from 01.06.2023

## GARAGE CONNECTING DOOR

Secured passage from the garage into the house

- T30 fire-retarding according to legal requirements and climate class 3
- Smoke-tight, acoustic-rated and break-in-resistant
- In styles that match Hörmann residential internal doors, to achieve a harmonious room design
- Available as flush and rebated timber door with impact-resistant Duradecor or brilliant real lacquer surface finish





Available from 01.06.2023

## REAL WOOD VENEER SURFACES

### Authentic timber look

- 12 high-quality veneers with horizontal or vertical grain **1**
- Variant Quirin **2** with combined horizontal or vertical grain
- Variant Listello **3** with horizontal veneers in a strip width of approx. 18 to 28 mm
- Variant Black **4** with milled black joints
- Available as flush or rebated timber door

### Real wood veneers

- 1** Knotty Oak matt with vertical grain
- 2** Core beech matt, Quirin Q1 with narrow vertical grain on both sides and wide horizontal grain in the middle
- 3** White Oak matt Listello
- 4** Wild Oak matt with horizontal grain and black joints



For all new products and features and further information, see the “Residential internal doors” brochure.

# Residential internal doors

Natural, trendy, modern



Available from 01.06.2023

## MODERN DURADecOR TIMBER DESIGNS

Natural door appearances

- Two brushed larch designs
- Three textured oak designs
- Each available with horizontal or vertical grain
- Available for timber doors in the ProLine, DesignLine Steel, DesignLine Plain and ClassicLine Georgia series

Available from 01.06.2023

## ON-TREND COLOUR JET BLACK

Elegant and contemporary look

- Ultramatt, Linen and Slate surface finishes
- Particularly elegant door appearance with black.edition fittings
- Available for flush and rebated timber doors ProLine with angular edges



For all new products and features and further information, see the "Residential internal doors" brochure.



**Available from 01.06.2023**

### **SLIDING DOOR FITTING CORVARA**

**Black door fitting in rustic industrial look**

- With SoftClose as standard for convenient and quiet closing
- Fitting without passage frame
- Available as single-leaf version for timber door leaves



**Already available**

### **EURO LEVER HANDLE ROUND / ANGULAR**

**Minimalist door appearance without drilled key hole**

- Available in a choice of round or angular versions
- Optional Fastlock system for easy locking and unlocking of the door with just one hand
- Available in a choice of stainless steel or Jet black RAL 9005 (black.edition)
- With lever handle hole prepared at the factory as standard for reduced fitting effort
- Available for all timber doors

# Residential internal doors

Classic, exclusive, transparent



Available from 01.06.2023

## DESIGNLINE GROOVE

Interior design rich in flair

- Five classic and one modern styles
- Precise milling for a high-quality door appearance
- Available as flush and rebated timber door with brilliant real lacquer surface finish



Available from 01.06.2023

## DESIGNLINE GROOVEGLASS

Perfectly combined with matching timber doors

- Three exclusive motifs with black textured lacquer application
- All-round black frame in industrial style
- Matching door appearance with DesignLine timber doors in real black lacquer
- Available with clear glass, Satinato or ClearGrey glazing



For all new products and features and further information, see the "Residential internal doors" brochure.



Available from 01.06.2023

## GLASS DOORS IN LOFT DESIGN

Exclusive loft atmosphere

- Style 1 / 1 **1** with all-round black frame
- Style 3 / 5 **2** with 3 vertical and 5 horizontal fields
- High-quality textured lacquer application
- Available with clear glass, Satinato or ClearGrey glazing

Available from 01.06.2023

## GLASS TYPES IN LOFT DESIGN

Cool appearance or matt view

- ClearGrey glazing **1**, grey tinted for a particularly elegant look
- Satinato glazing **2**, matt for less transparency
- Available for all glass doors in loft design

## Timber door in HPL quality

Tested and certified

---





Available from 01.06.2023

## DURAPROJECT SURFACE FINISH

Durably beautiful door view even for particularly demanding applications

- Certified by Entwicklungs- und Prüflabor Holztechnologie GmbH (EPH) in Dresden
- Suitable for schools, kindergartens, offices or high-quality residential buildings
- With steel case frame VarioFix as standard
- Available as flush and rebated timber door with smooth or textured surface in the colours Traffic white RAL 9016, Light grey RAL 7035 and Dusty grey RAL 7037



## TESTED PROPERTIES SUCH AS AN HPL SURFACE



Impact-resistant



Wear- and scratch-resistant



Light-resistant



Vapour-resistant




Heat-resistant



Tested and certified according to DIN EN 438-3





CONSTRUCTION  
PROJECT DOORS  
VISIBILITY WINDOWS  
FIRE-RATED DOORS

# Aluminium tubular frame construction project doors

Transparent, exclusive, functional



Available from 01.06.2023

## INTEGRATED CONTROL ELEMENTS

Convenient operation directly in the door frame

- Operation of the doors by integrated buttons in the immediate vicinity of the passage
- Fast and clean laying of the individual cables within the profiles
- Easy retrofitting to existing doors
- Available for all aluminium tubular frame construction project doors

Available from 17.04.2023

## ROBUST STEEL FRAME FOR HOLLOW PROFILED SECTION DOORS

73 mm more clear passage width\*

- Fitting of doors opening outwards with glazing beads on opposite hinge side
- Combination of RC2 or RC3 break-in-resistance and escape route function possible
- Mortar-free fitting for easy and clean installation of the doors
- Available for T30 / RS aluminium tubular frame construction project doors HE311, HE321 and aluminium smoke-tight doors A/RS100, A/RS200

\* In comparison to an aluminium tubular frame construction project door with fascia frame





Available from 01.09.2023

### PANEL VERSION OVERLAPPING THE LEAF

Fire protection solutions with an exclusive door appearance

- Five exclusive decors for harmonious interior design: Cement, Rusty Patina, Wild Oak, Barnwood (shown) and Barnwood grey
- Elegant door appearance with aluminium sheets overlapping the leaf on the exterior and interior with decor look
- Available as T30 entrance door or internal door
- Available for T30 / RS aluminium tubular frame construction project doors



Available from 01.06.2023

### BREAK-IN RESISTANT ESCAPE DOORS

Transparency combined with high security requirements

- Single-leaf escape door
- RC3 break-in resistance equipment according to DIN EN 1125
- Available for T30 aluminium tubular frame construction project doors



# Visibility windows

Functional, transparent, protected from view



Available from 01.06.2023

## FIRE-RESISTANT GLAZING HW 160 F

High fire resistance glazing

- EI<sub>2</sub>60 high fire resistance
- Acoustic insulation: 41 dB
- With project-related construction technique permit (vBG)
- Glass size max. 1500 × 2500 mm
- Vertical or horizontal format
- RAL to choose
- Fitting in partition walls and solid walls



Available from 01.06.2023

## MANUALLY OPERATED BLIND FOR VISIBILITY WINDOWS

Protects from prying eyes

- Blind in the space between panes (FZR) with screen, sun or glare protection
- 25-mm-wide slats in silver
- Operation with aluminium articulated crank handle and crank handle holder in grey
- Acoustic insulation: 46 dB up to 51 dB
- Width: 500 mm up to 2500 mm
- Height: 500 mm up to 3000 mm
- Max. area: 5 m<sup>2</sup>





Available from 31.12.2023

## HIGH ACOUSTIC RATING STEEL CONSTRUCTION PROJECT DOOR H3 S

Combines fire protection with acoustic insulation

- High acoustic rating up to 55 dB
- T30 fire-retarding
- Significantly lower door weight compared to T90 doors

Already available

## ACOUSTIC-RATED GLAZINGS

Lower noise pollution with all glazing variations

- Acoustic-rated up to 43 dB
- Frame infill with gypsum or mineral wool
- Available for all steel construction project doors OD



# Steel construction project doors

Functional, transparent, safe



Available from 31.12.2023

## SAFETY GLAZING

Maximum transparency with high safety

- Break-in-resistant up to RC3
- Combination with fire-retarding function and smoke protection possible
- Available for steel construction project doors H3 OD



Available from 01.06.2023


## SINGLE-POINT LOCKING WITH RC3 SECURITY FEATURES

High security at an affordable price

- Reinforced bolt
- Low-cost alternative to multi-point locking
- Available for steel construction project doors D65 OD RC3 (depending on size)







Available from 01.06.2023

## MORE FITTING OPTIONS

Especially for brickwork and unplastered concrete

### DryFix frame **1**

- Easy, fast and clean fitting
- Infill with mineral wool ex factory
- Available for steel construction project doors  
H16 OD

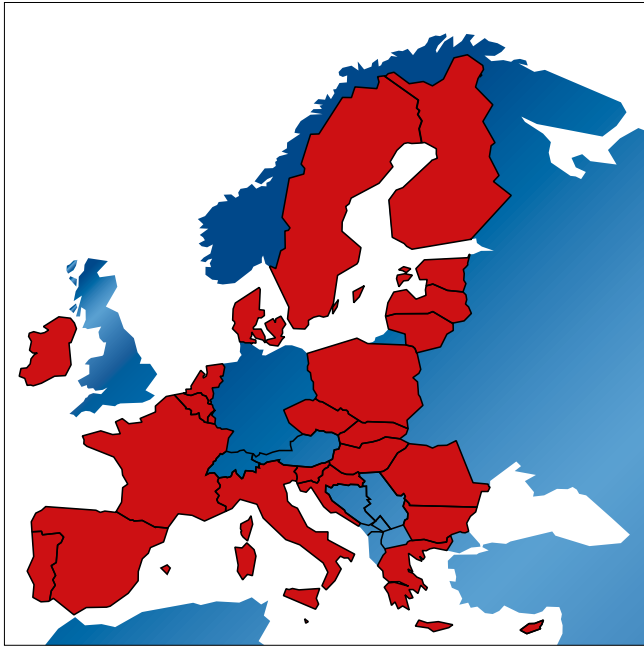
### Profile frame **2**

- Diagonal fixing
- Wall width greater than 175 mm
- Available for steel construction project doors  
D65 OD, H3 OD and H16 OD



# Fire-rated doors

Certified, functional, international



**Already available**

## CONSTRUCTION PROJECT DOORS WITH EUROPEAN CE MARKING

Product performance verification through European Technical Assessment (ETA)

- CE marking for internal doors
- Valid in all European countries (except for Germany, Austria, Switzerland)
- Single- and double-leaf version
- Optional with fire protection grille
- Available as steel construction project doors H60 OD and H120 OD

**Already available**

## VERTICAL SLIDING DOORS FHT OD WITH CE MARKING

Valid in all European countries

- CE marking in accordance with European fire protection requirements
- Tested and certified according to the product standards EN 16034 and EN 13241
- Available up to 7000 mm width and 6125 mm height





Available from 01.09.2023

### TEXTILE FLEXIBLE SYSTEM FLEXFIRE

More options because of more  
fire protection classes

- Textile fire protection for construction projects and industrial buildings for inconspicuous integration
- Insulated version in fire protection class EI<sub>230</sub> up to max. 4000 × 4000 mm
- Other versions as partition and with radiation reduction

Already available

### MULTI-FUNCTION RELEASE BUTTON H-BS

Multiple functions in one compact button

- Open / Stop / Close button (for operating SupraMatic and ITO operators)
- Manual release button “Close door”
- Integrated optical-acoustic signal
- Fast surface-mounted fitting
- Available for all steel and stainless steel sliding doors OD and for the textile-flexible system FlexFire






INDUSTRIAL DOORS,  
OPERATORS  
LOADING TECHNOLOGY  
PERIMETER PROTECTION  
SYSTEMS

# Industrial sectional doors


Exclusive, harmonious, exciting

---





1




5

Available from 01.06.2023


## EXCLUSIVE DOOR STYLES

With facade cladding

- Surface-mounted ALUCOBOND® or TRESPA® METEON® facade panels
- Exciting design options ranging from matt colours to mirroring
- Available for aluminium sectional doors ALR F42 Vitraplan AT



2




6




3



7



4



8

# ALUCOBOND®

- 1 naturAL Reflect 405\*
- 2 Solid Colours Pure White 10 / 100
- 3 Solid Colours Black 326
- 4 naturAL Brushed 400

For further information,  
see [www.alucobond.com](http://www.alucobond.com)

# TRESPA®

- 5 Italian Walnut NW08 matt
- 6 Paris Silver LM 5101 Diffuse
- 7 Anthracite Grey A25.8.1 Satin
- 8 Natural Slate NA18 matt

For further information,  
see [www.trespa.com](http://www.trespa.com)

\* The ALUCOBOND® panel naturAL Reflect 405 is high-gloss aluminium with a transparent protective coating. The metallic gloss gives objects an elegant and lively appearance. Naturally, reflections may occur, which must be taken into account in the planning on site. As an alternative, the surface finish naturAL Brushed 400 can be selected, which prevents possible disturbing reflections due to its surface texture.

# Industrial sectional doors

Practical, simple, economical







Available from 01.09.2023

## INDUSTRIAL SECTIONAL DOOR WITH MOVEABLE CENTRE SUPPORT

For door openings up to 30 m wide

- Fitting two or three doors with centre support in 30 m wide openings
- Door opening: Individual and energy-saving or full opening width
- The centre supports are quickly and easily pushed to the side via a low-friction track behind the lintel
- Especially economical during transport, fitting and service
- Available for industrial sectional doors with track application H

# Industrial sectional doors

Economical, fast, simple



**Already available**

## LOGISTICS DOOR WITH DIAGONAL STRUTS TO THE FRAME

When ceiling suspension is not possible

- Diagonal struts on the frame support the horizontal tracks
- The horizontal track of several doors can be connected to each other and to the building
- Available for industrial sectional doors with track application H / HU in the range  $LZ \leq 3000$  and  $RM \leq 3250$

**Available from 01.06.2023**

## HAND PULLEY FOR EMERGENCY OPERATION OF DOORS WITH OPERATOR

Fast operational readiness in the event of a power failure

- Fast and easy door opening in case of power failure by hand pulley with chain
- This eliminates the need for the rod on the door leaf
- No restrictions for door versions with wicket door
- Available for all industrial sectional doors



## FITTING ADVANTAGES FOR INDUSTRIAL SECTIONAL DOORS

Faster and easier fitting

Available from 01.06.2023

### Connection bracket **1** for shaft support

- For torsion spring fitting by only one person
- Available for all industrial sectional doors

Available from 01.06.2023

### Spring tension device **2**

- For easy tensioning of the torsion springs with the aid of an electric screwdriver
- Available for all industrial sectional doors

Only from Hörmann

Connection bracket for shaft support

# Operators and accessories

Simple, convenient, safe




Available from 01.06.2023

## INDUSTRIAL DOOR OPERATORS WA500

Faster and easier fitting

- Integrated power unit, thus no more A and B controls required
- Compatible with the industrial door controls 545, 560 with Bluetooth module for easy initial start-up and on-site service via the BlueControl app



Available from 01.06.2023

## ONE-WAY PHOTOCELL EL 501

Inexpensive solution for more safety

- Integrated in the door frame
- Photocell EL 501 for personal protection **1**
- Additional or alternative property protection with the photocell EL401 **2** at 600 mm height
- Available for industrial sectional doors with the controls 545, 560



Available from 01.06.2023

## DOOR LOCKING

Convenient safety

- Automatic bolt locking of the door systems in the “Close” end-of-travel position
- Manual emergency release
- Variant ETV1-HCP for controls 545, 560
- Variant ETV1 for controls 360, 445 R, 460 R as well as controls of other makes
- Available for all industrial sectional doors and rolling shutters DD



Available from 01.06.2023

## WIND LOCK W4

Wind load class 4 for large rolling shutters

- Wind load class 4 up to 12000 mm door width and 9000 mm door height
- Reinforced side guides
- Rolling shutter curtain Decotherm S
- Available for rolling shutter DD

 Only from Hörmann

# High-speed doors

Extremely fast, transparent, safe



**Already available**

## TURBO SPIRAL DOOR TURBOLUX

The fastest turbo spiral door in the world

- Door opening at record speed of more than 4.0 m/s
- Maximum transparency with 90 % of the door leaf surface without vertical rails
- Low maintenance in the door version HS 5040 TurboLux with counterbalance via counter weights

**Available from 01.06.2023**

## HIGH-SPEED DOOR V4020 PROTECT

Machine protection door meeting the requirements for workplace safety and production processes

- Powerful tubular drive with emergency operation for emergency opening via 1/2-inch drive
- Performance level d through safety limit switch cat. 4
- Complies with the safety features of the machine standards EN 1088, EN ISO 13849-1, EN 62061



For all new products and features and further information, see the "High-speed doors" brochure.



Available from 01.09.2023

## DOCK LEVELLER CONTROLS 560

More comfort, functions and connecting options

- Illuminated keypad and 4 × 7-segment display for time stamp for events
- Bluetooth as standard
- HCP bus interface for intelligent accessories such as SmartControl gateway
- Easy communication with operator controls 545, 560 via CAN bus interface without additional relay circuit boards or reed contacts
- Automated sequences via semi-operation (in combination with operator controls 545, 560)
- Integrated operation for an inflatable dock seal
- Expansion card for additional connections such as roll-up flaps, movable buffers VBV5, signal transmitter and docking assistance DAP



### NetControl

For further information, see page 59



### SmartControl

All-round carefree solution for lasting reliable functions



### BlueControl

Smart set-up and adjustment of control via the app



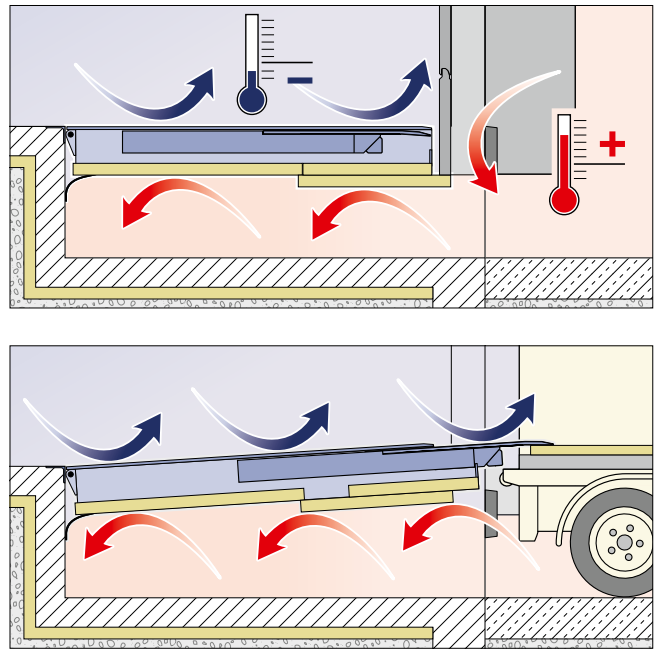
### Energy-saving function

#### Versions

- 1 Control 560 S for hinged lip dock levellers
- 2 Control 560 T for telescopic lip dock levellers
- 3 Control 560 V for dock leveller HTLV4 with 3-part telescopic lip

# Loading technology

Energy-saving, flexible, resilient



Already available

## TELESCOPIC LIP DOCK LEVELLER HTL2 ISO DOBO

Approx. 55% better thermal insulation\*  
in home position and when loading

**Only from Hörmann**  
Moving insulation panel under lip


- Optimal insulation during loading due to 50-mm-thick insulation panel below the platform and moving insulation panel under the lip
- Particularly easy realisation of an energy-saving DOBO loading site in combination with standard sectional door, guided down to the insulation panel and level DOBO step (250 mm high)
- Closed cold chain by opening the vehicle doors after docking
- Easy to fit due to completely pre-assembled insulation
- Ideal for refrigerated trucks with offset loading surface thanks to lip type IC with approx. 390 mm free overlap length as standard

\* In comparison with an uninsulated dock leveller



For all new products and features and further information, see the "Loading technology" brochure.





**Already available**

**DOCK LEVELLER HTLV4  
WITH 3-PART TELESCOPIC LIP**

Only one loading site  
for lorries and vans

- Lorry **1**: Extending the telescopic lip over the entire width (nominal load 60 kN)
- Transit vans **2**: Extending the centre segment, side segments follow with preset distance to the centre segment up to the vehicle (nominal load 20 kN)
- Sensor-controlled weight compensation to relieve the load on the transit van
- With control 560 V as standard (see page 55)

**Already available**

**TELESCOPIC LIP DOCK LEVELLER  
HTL2 100 KN**

For loading heavy goods or for  
particularly high loading frequency

- Particularly stable dock leveller with 100 kN nominal load according to EN 1398
- 500 mm, 1000 mm and 1200 mm telescopic lip length (with 1200 mm telescopic lip, nominal load 83 kN)
- Optionally with correspondingly robust pedestals as loading house substructure

# Loading technology

Safe, convenient, reliable



**Already available**

## MECHANICAL TAILBOARD MRF

Workplace safety due to safety zone

- Tailboard with vertical home position
- Height compensation up to 85 mm above and 124 mm below ramp level
- Galvanised brackets, prepared for buffers made of rubber, PU or steel, optionally with guard rail
- Safety zone between buffer and tailboard
- Effortless lowering of the platform with the help of a control bar
- Two gas springs for counterbalance and to support operation

**Already available**

## MANUAL WHEEL-BLOCKING SYSTEM MWB2

Safe docking position of the lorry during the loading process

- Robust design, suitable for all common lorries
- Blocking height of 300 mm – high enough to prevent the vehicle from rolling away and low enough to avoid collision with vehicle mudguards or panels
- Simple and virtually intuitive operation
- Sensors to detect correct locking and subsequent release of the loading site
- Release of the loading site only in case of direct wheel contact (no false security)



### Study

## NETCONTROL

Monitoring and controlling industrial door and loading technology systems

- Transparent overview of door and / or dock leveller status on master computers
- Intelligent networking of several operator controls 545, 560 or dock leveller control 560
- Integration into the local network
- Integration of e.g. door contacts via I/O card possible
- Quick and easy wiring thanks to the BUS connection of the control
- Available on request



Available from 01.06.2023

## HAND TRANSMITTER HSI 3 BS

For small halls with up to 3 industrial doors

- 3 button functions for door operators
- Robust and weather-resistant
- Always on hand thanks to belt clip and lanyard
- Rubberised surface with large buttons for easy operation even with work gloves on



Integration into  
the local network

# Loading technology

Specific, individual, universal

---



Available from 01.06.2023

## SPECIAL SOLUTIONS FOR LOADING TECHNOLOGY

Modular systems for fast fitting

- Double deck lifts for efficient loading and unloading of trailers with two loading levels
- Lifting platforms for bridging height differences between hall level and roadway level as an alternative to scissor lifts (no pit required)
- Individual access ramps to compensate for height differences and inclinations
- Goods lifts for mezzanine floors for transporting goods between different floors in the hall

# Double-action doors

Hygienic, robust, functional



Available from 01.06.2023

## DOUBLE-ACTION DOORS MADE OF POLYETHYLENE (PE) AND STAINLESS STEEL

Robust and durable solutions

- Food-safe, cold-resistant, waterproof and durable PE door leaves in 10 different standard colours with 10-year guarantee on the door leaf
- Stainless steel door leaf with foam core in two different designs
- Low-maintenance, robust and durable hinge systems with 90° or 180° opening angle per door leaf
- Optional finger protection or impact absorber profile
- High degree of prefabrication, thus simple and fast fitting
- Customised production with short production times
- Different fixing solutions depending on wall type



For all new products and features and further information, see the “PE and stainless steel double-action doors” brochure.

# Collective garage doors

Innovative, compact, low-maintenance



Available from 01.06.2023

## NON-PROTRUDING UP-AND-OVER DOOR ET 500 SERIES 3

Optimal solution for collective garages,  
even if directly adjacent to pavements

- No swivelling out during opening and closing **1**
- Buffers, rollers with double rubber and damping springs ensure that the door opens and closes smoothly, quietly and safely
- As a result of the low frame depth, it is possible to use the parking space right next to the door
- Flush-fitting frame and weight box in door leaf colour
- High corrosion protection (class C4, class C5 optional)
- Low-maintenance door construction with wear-free counter weight technology designed for at least 250000 door cycles
- SupraMatic HT3 operator with control 360 as standard
- Two pre-assembled photocells integrated in the frame and prepared for active closing edge safety device ex factory



Available from 01.06.2023

### WICKET DOOR TO ET 500 SERIES 3

Convenient entry and exit to collective garages

- Only 50-mm-high threshold rail
- Threshold seal on both sides for good bottom sealing
- All-round door seal for better thermal insulation for closed styles
- Concealed hinges for a harmonious appearance
- Integrated overhead door closer for an elegant appearance



Available from 01.07.2023

### HÖRMANN ACCESS CONTROL (HAC) FOR ET 500

Access control for collective garages

- Access Control in extended industrial housing (can be adapted to operator control)
- Convenient management of access authorisations for collective garages
- ID card management for up to 2000 parking IDs
- User administration with assignment of permissions
- Number plate recognition or RFID wide-range technology for convenient access
- Local operation of the web server or synchronisation via server possible

# Perimeter protection systems

Intelligent, functional, convenient



**Already available**

## 2 IN 1 AUTOMATIC PAY STATION HK 500 EVENT PARK

Intelligent combination of parking and admission tickets

- Combination of payment of parking fee and issue of admission ticket
- Easy, intuitive operation through user-friendly software interface
- Up to 6 different ticket systems can be configured (e.g. parking ticket or admission ticket)
- 12.1-inch TFT touch display for easy ticket system selection
- Collective printing of the booked tickets after payment
- Cash payment and optionally via credit card Chip & Pin or NFC with credit card, Vpay, GooglePay, Apple Pay





**Available from 01.07.2023**

### **NUMBER PLATE RECOGNITION CAMERA HCAM**

**Convenient access control for barriers,  
bollards and doors**

- Adjustable monitoring range
- Simple management of vehicle number plates
- Integrated software
- Simple applications possible without additional identification media
- Ideal integration in Hörmann Access Control (HAC) and OnlineControl



**Already available**


### **AUTOMATIC BARRIERS SH 50 / SH 100**

**Attractively priced barriers with oval boom**

- Intelligent impact protection stops the barrier from closing in the presence of obstacles
- LED lighting integrated in the cover for visual signalling of the barrier status
- Integrated Hörmann BiSecur radio receiver (standard with barrier SH 100 or optional with barrier SH 50)
- Available up to a barrier width of 4710 mm (SH 50) or 5750 mm (SH 100)

# Perimeter protection systems

Safe, low-maintenance, easy to service



## ELECTROMECHANICAL SECURITY BOLLARDS

Environmentally friendly automatic bollards

- Low maintenance, as no inspection of the hydraulics components, oil pressure and oil level is required
- Easy to service thanks to virtually wear-free brushless 24 V DC motor and few operator components
- Meet strict environmental regulations, because they do not require hydraulic oil
- Easy replacement without further construction work of hydraulic bollards with 220 mm and 275 mm diameter by fitting in the existing foundation box
- All bollards A 220 / A275 – 600/800 E are designed for 1000 cycles per day

**Available from 01.06.2023**

- 1 A 127-600 / 800 E**  
Diameter: 127 mm  
Barrier heights: 600 and 800 mm  
100 cycles / day  
Service life: 200000 cycles

**Already available**

- 2 A 220-600 / 800 E**  
Diameter: 220 mm  
Barrier heights: 600 and 800 mm  
1000 cycles / day  
Service life: 1500000 cycles

**Already available**

- 3 A 275-600 / 800 E**  
Diameter: 275 mm  
Barrier heights: 600 and 800 mm  
1000 cycles / day  
Service life: 1500000 cycles





**Already available**

**REMOVABLE SECURITY LINE BOLLARDS  
R 220-600 / 800**

Easier removal due to less weight

- Diameter: 220 mm
- Barrier heights: 600 and 800 mm
- Less weight (19 / 23 kg) compared to bollard R 275-600 / 800 (22 / 28 kg)
- Standard EU lock according to DIN 18252

**DESIGN BOLLARDS**

Elegant with additional functions

- Diameter: 140 mm
- Barrier height: 900 mm
- Convex cover
- Available in Anthracite grey RAL 7016 (standard) and stainless steel V2A brushed (optional)

**Already available**

**Design bollard R140-900 1**

- Removable bollard with lock and only 7 kg weight

**Available from 01.06.2023**

**Design bollard F140-900 LH 2**

- With lock receptacle for bicycles



# Perimeter protection systems

Safe, matching appearance, certified



Available from 01.06.2023

## SECURITY LINE BOLLARD WITH 127 MM DIAMETER

Matching appearance in all versions

- Diameter: 127 mm
- Barrier heights: 600 and 800 mm
- Available as automatic, semi-automatic, fixed and removable bollards

- 1 Automatic, electromechanical A127-600 / 800 E
- 2 Automatic, hydraulic A127-600 / 800 H
- 3 Semi-automatic S 127-600 G
- 4 Removable R 127-600 / 800 (already available)
- 5 Fixed F 127-600 / 800 CF
- 6 Fixed F 127-600 / 800 BR





Available from 01.11.2023

## FLAT FOUNDATION BOLLARD WITH 3 MILLION JOULE IMPACT FORCE

Maximum safety with minimum fitting depth

- Fixed flat foundation bollard  
F 275-3MJ-900 / 1200 SF
- Tested impact energy 3MJ  
(12 tons lorry at 80 km/h)
- Diameter: 275 mm
- Barrier heights: 900 and 1200 mm
- Low fitting depth of only 200 mm



# Perimeter protection systems

Certified, mobile, modular



Already available

## OKTABLOCK TR

Certified according to DIN SPEC 91414-1:2021

- Protection against vehicle impacts from any direction due to the axisymmetric design
- Retrofit kit to meet the latest DIN SPEC 91414-1 standard for mobile access protection
- Further certifications according to international standards BSI PAS68:2013 and IWA-14-1:2013 standard crash test "N2 / N2A"
- Purchase or lease possible

Only from Hörmann





**Available from 01.10.2023**

### **MOBILE ROAD BLOCKER M30**

Mobile vehicle barrier with a modular system

- Barrier height: approx. 850 mm
- Certified according to DIN SPEC 91414-1 (in planning)
- Modules with retractable barrier element
- Modules for pedestrian passage
- Simple connection and free combination of the individual modules
- Can be combined with mobile vehicle barrier OktaBlock

**Already available**

### **POST, RECTANGULAR**

More space for controls and control elements

- Dimensions: 300 × 200 × 2000 mm
- Material: Steel
- Standard paint coating: Anthracite grey RAL 7016 (optionally in RAL to choose)
- 1-sided or 2-sided equipment
- More space for up to 5 controls and control elements

# Experience Hörmann quality in new construction and modernisation

Hörmann products have impressive durability and high functionality. You can easily plan for new construction as well as modernisation. The carefully coordinated solutions make your home more beautiful, more secure and more comfortable.

**GARAGE DOORS. GATE AND DOOR OPERATORS. ENTRANCE DOORS. RESIDENTIAL INTERNAL DOORS. STEEL DOORS. FRAMES. STORAGE SPACE SYSTEMS**



Some of the products shown are equipped with special equipment and do not always correspond to the standard versions. The surface finishes and colours shown are subject to the limitations of the printing process and cannot be regarded as binding. All rights reserved. No part may be reproduced without our prior permission. Subject to changes.