

4Ddoors
powered by **HÖRMANN**

Hamptons
Sectional Garage
Doors

Features



The Hamptons Collection offers the durability and weather resistant properties of aluminum with the sophisticated appearance of natural wood. The virtually maintenance free Hamptons Collection features commercial grade extruded aluminum stiles and rails mechanically fastened at joints to create a high strength door frame.

SUPERIOR DESIGN OUTSTANDING INNOVATION



- 1** Commercial Grade Extruded Aluminum Frame
- 2** Extruded Aluminum Mullion Overlays
- 3** 1/2" Insulated Glass (Optional)
- 4** V-Groove Insulated Aluminum Panels (Optional)
- 5** Flexible Loop Type Vinyl Bottom Seal
- 6** Door Frame, EPS Insulation (Standard)
- 7** 1/8" Clear Tempered Glass (Standard)
- 8** Aluminum Interior Window Trim
- 9** Tongue & Groove (T&G) Section Joint
- 10** Insulated Aluminum Panels (Standard)
- 11** Extruded Aluminum Design Overlays



TONGUE & GROOVE SECTION JOINT

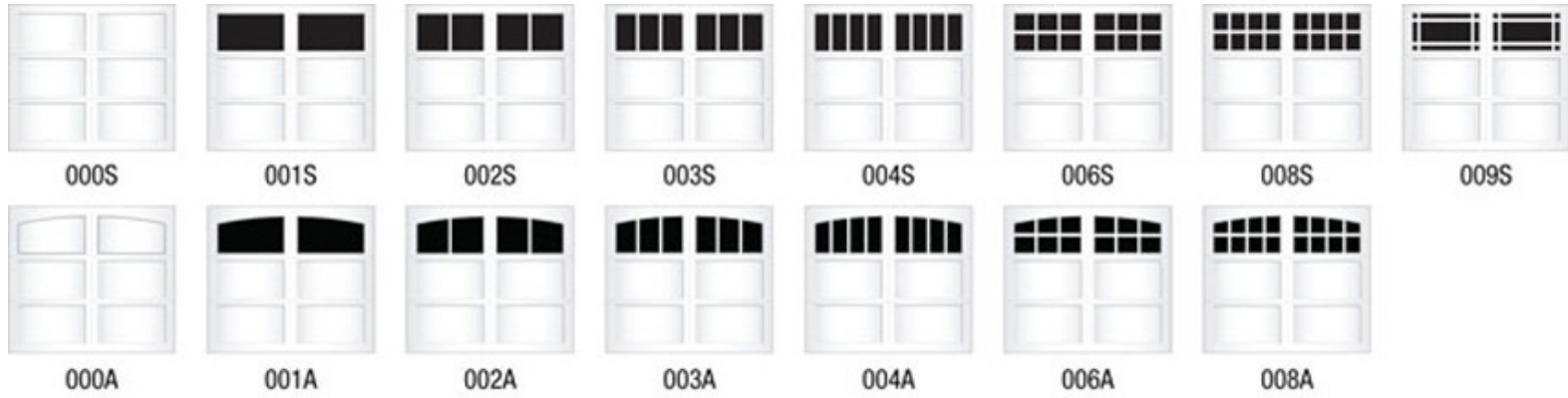
The 4Ddoors Hamptons Collection door is constructed with precisely engineered Tongue and Groove section joints that utilize an enclosed box type construction with a flexible gasket that reduces air infiltration creating a weather-tight seal.



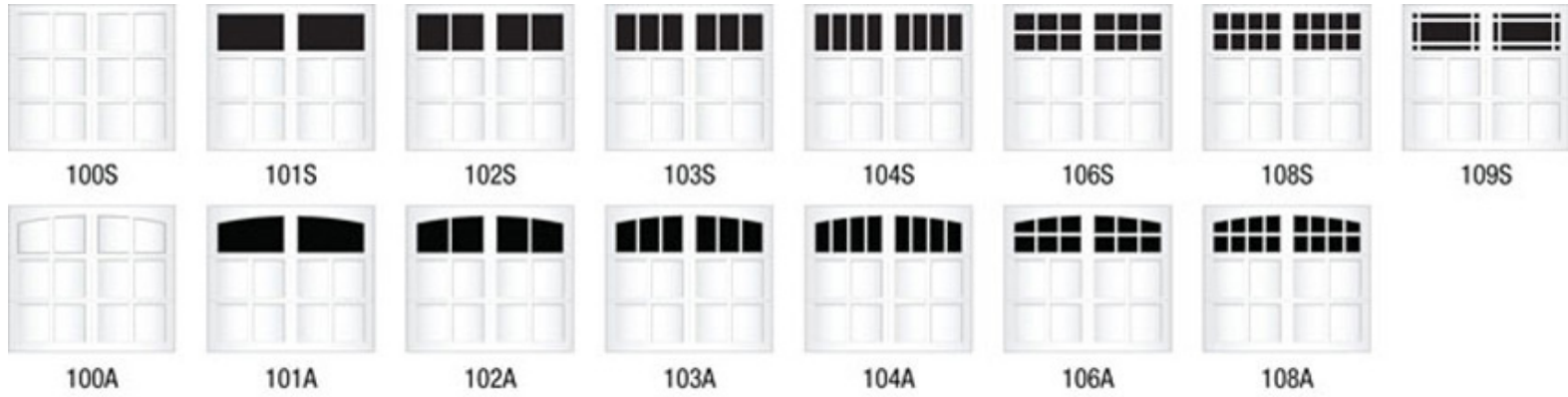
ENERGY EFFICIENCY

The bottom weather seal keeps out wind, rain, debris and other elements. Optional 3-layer sandwich construction with insulating polystyrene core increases energy savings (R-value 0.98)


ASPEN



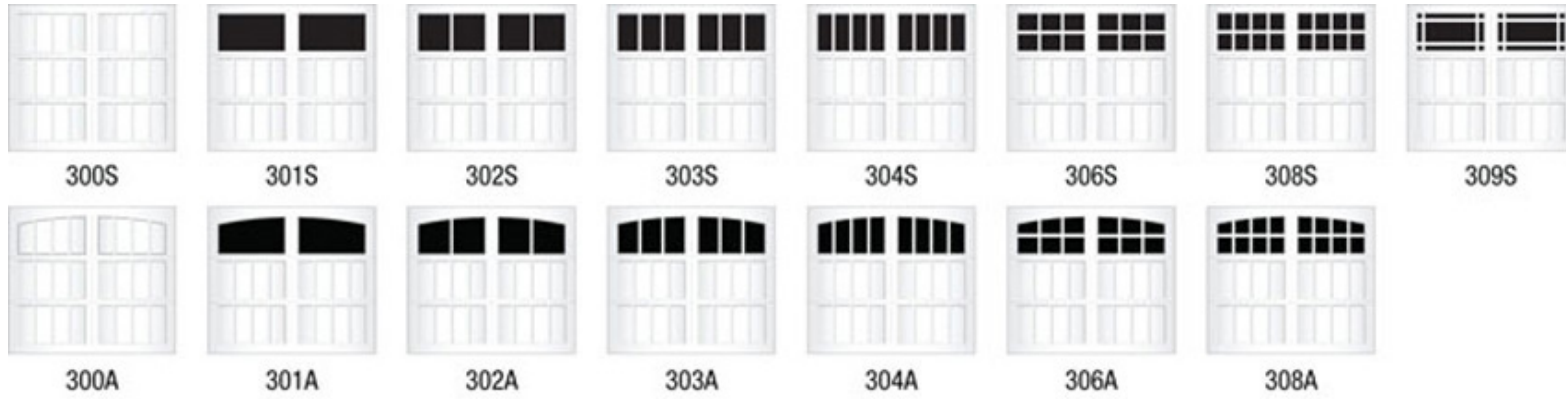
SPOKANE




HELENA



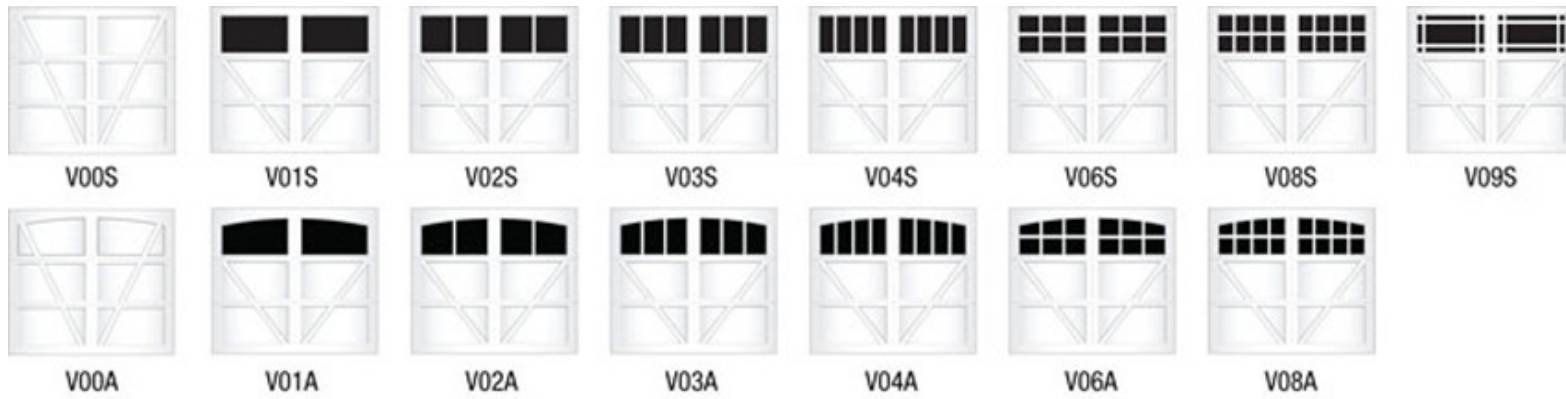
JACKSON



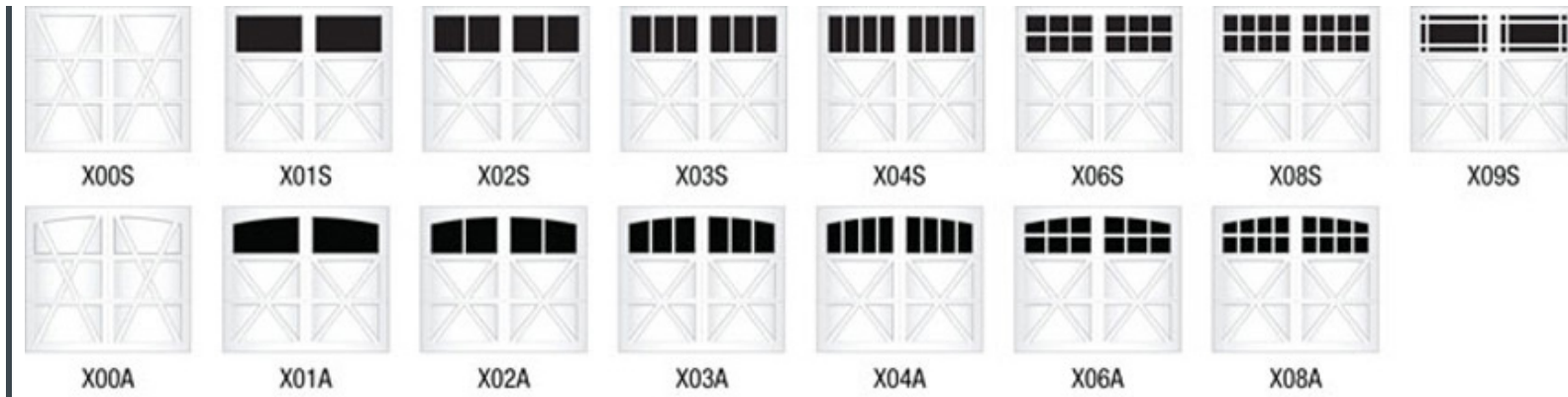
MISSOULA



LOGAN



KEYSTONE



STANDARD
WINDOWS



ARCHED
WINDOWS






STRENGTH OF ALUMINIUM BEAUTY OF TIMBER

OPTIONAL WOOD GRAIN POWDER COAT FINISHES

Panels are available in 5 standard wood grain powder coat finishes which look so realistic and natural that they are mistaken for real wood doors. The Infinity Classic is also available in white or black.



Dark Fir




Dark Walnut




Dark Cherry



Mahogany



Italian Rosewood



Black




White

Colors shown as accurately as printing technology will allow.



Product finishes and colours will vary due to the printing process and technology screen settings for digital viewing. These representations are not an exact match to actual product. Using these references is entirely your choice, and accuracy should be checked, before you commit to use them.

POWDER COATED HARDWARE



*Black



*White

To further enhance the beauty of your door's interior, we offer optional powder coated track and operational hardware in two colors: Black and White.

Interior of doors shown at right, Dark Walnut wood grain finish with black powder coated track and hardware.



Product finishes and colours will vary due to the printing process and technology screen settings for digital viewing. These representations are not an exact match to actual product. Using these references is entirely your choice, and accuracy should be checked, before you commit to use them.